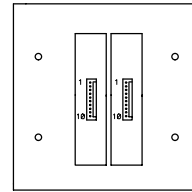



HM-2-4B schematic  
lamps are 24 VDC 40 mA. - #85  
switches are momentary operation.  
Use pre-wire connectors,  
HM-10P, 2 each.

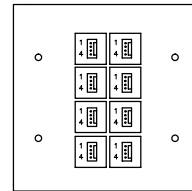


Back - HM-2-4B

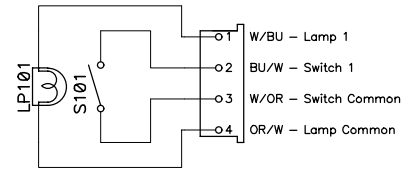


Front - HM-2-4B, HM-2-4B/K2

2-gang mounting  
rotate 90 degrees  
for proper orientation



Back - HM-2-4B/K2



HM-2-4B/K2 schematic  
one of 8 identical circuits  
lamps are 24 VDC 40 mA. - #85  
switches are latching  
(push-on / push-off).  
Use pre-wire connectors,  
HM-4P, 8 each.

Heritage MedCall, Inc.  
202 East Virginia Avenue  
Tampa, FL 33603  
813-221-1000 (voice)  
813-223-1405 (fax)  
www.heritagemedcall.com

Title HM-2-4B / HM-2-4B/K2 Pushbutton Panel		
Size B	Number	Rev
Date January 2003	Drawn by	
Filename 8B-8BK2.sch	Sheet of	