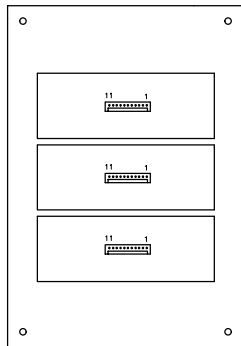
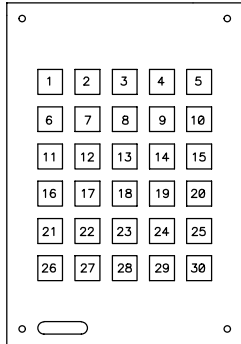
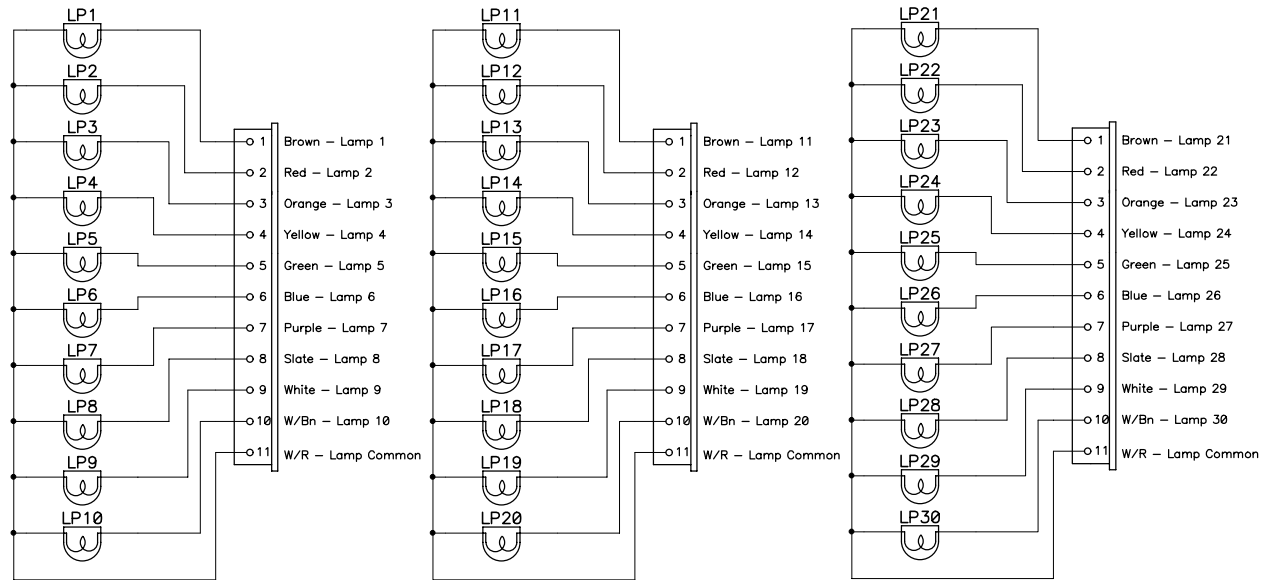


Mount to W2BB Backbox



Back

Unit must be mounted using nylon hardware provided. DO NOT overtighten the nylon screws to avoid stripping the threads.



HM-A30 schematic. Lamps are 24 VDC 40 mA. #28ESB
 Use pre-wire connectors HM-11P, 3 each.

For detailed installation instructions refer to Heritage MedCall VNS Manual, Issue 2, January 2003

Heritage MedCall, Inc.
 202 East Virginia Avenue
 Tampa, FL 33603
 813-221-1000 (voice)
 813-223-1405 (fax)
 www.heritagemedcall.com

Title			HM-A30 30 Lamp Annunciator Panel		
Size	Number			Rev	
B					
Date January 2003			Drawn by		
Filename A30.sch			Sheet of		