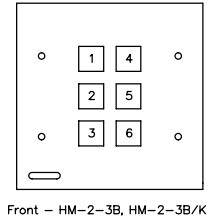
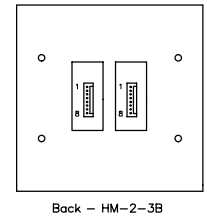
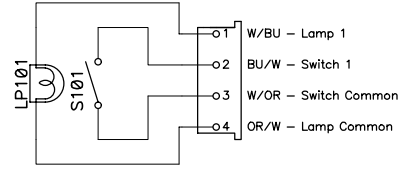
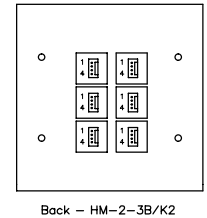


HM-2-3B schematic lamps are 24 VDC 40 mA. - #85 switches are momentary operation. Use pre-wire connectors, HM-8P, 2 each.



2-gang mounting rotate 90 degrees for proper orientation



HM-2-3B/K2 schematic one of 6 identical circuits lamps are 24 VDC 40 mA. - #85 switches are latching (push-on / push-off). Use pre-wire connectors, HM-4P, 6 each.

Heritage MedCall, Inc.
202 East Virginia Avenue
Tampa, FL 33603
813-221-1000 (voice)
813-223-1405 (fax)
www.heritagemedcall.com

Title HM-2-3B / HM-2-3B/K2 Pushbutton Panel		
Size B	Number	Rev
Date January 2003	Drawn by	
Filename 6B-6BK2.sch	Sheet of	