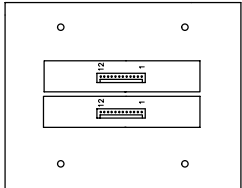
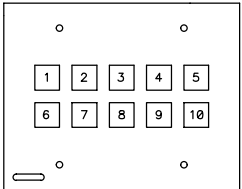


HM-2-5B schematic lamps are 24 VDC 40 mA. = #85 switches are momentary operation. Use pre-wire connectors, HM-12P, 2 each.

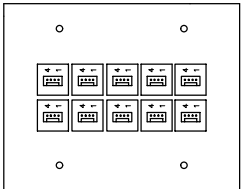
3-gang mounting



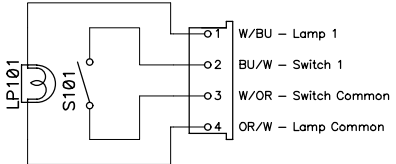
Back - HM-2-5B



Front - HM-2-5B and HM-2-5B/K2



Back - HM-2-5B/K2



HM-2-5B/K2 schematic one of 10 identical circuits lamps are 24 VDC 40mA. - #85 switches are latching (push-on / push-off). Use pre-wire connectors, HM-4P, 10 each.

Heritage MedCall, Inc.  
202 East Virginia Avenue  
Tampa, FL 33603  
813-221-1000 (voice)  
813-223-1405 (fax)  
www.heritagemedcall.com

Title HM-2-5B / HM-2-5B/K2 Pushbutton Panel		
Size B	Number	Rev
Date January 2003	Drawn by	
Filename 2-5B.sch	Sheet of	