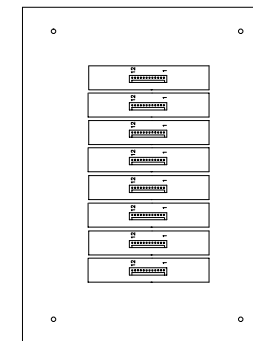
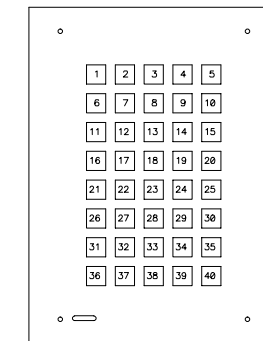


HM-A40PB/K2 schematic
 one of 40 identical circuits
 lamps are 24 VDC 40 mA. - #85
 switches are latching (push-on / push-off).
 Use pre-wire connectors HM-4P, 40 each.


Mount to W2 Backbox



Rear - HM-A40-PB



Front - HM-A40PB
 and HM-A40PB/K2



Rear - HM-A40PB/K2

HM-A40PB schematic
 lamps are 24 VDC 40 mA. - #85
 switch is momentary operation.
 Use pre-wire connectors
 HM-12P, 8 each

Heritage MedCall, Inc.
 202 East Virginia Avenue
 Tampa, FL 33603
 813-221-1000 (voice)
 813-223-1405 (fax)
 www.heritagemedcall.com

Title A40PB - A40PB/K2 40 Lamp Pushbutton Panels		
Size D	Number	Rev
Date 12-04-02	Drawn by JT	
Filename A40PB.sch	Sheet 1 of 1	