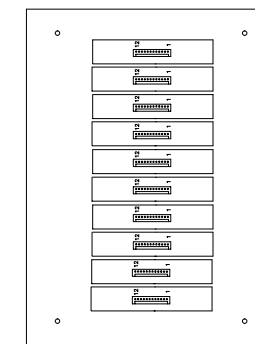



HM-A50PB/K2 schematic
 one of 50 identical circuits
 lamps are 24 VDC 40 mA. - #85
 switches are latching (push-on / push-off).
 Use pre-wire connectors,
 HM-4P, 50 each

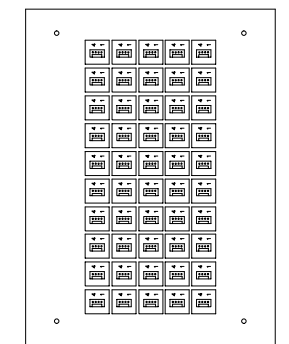
Mount to W2 backbox



Rear - HM-A50-PB



Front - HM-A50PB
 and HM-A50PB/K2



Rear - HM-A50PB/K2

HM-A50PB schematic
 lamps are 24 VDC 40 mA. - #85
 switches are momentary operation.
 Use pre-wire connectors,
 HM-12P, 10 each.

Title			Heritage MedCall, Inc.		
A50PB - A50PB/K2 50 Lamp Pushbutton Panels					
Size	Number				Rev
D					
Date	12-04-02		Drawn by		JT
Filename	A50PB.sch		Sheet		1 of 1