

TECHNICAL SPECIFICATIONS


THREE BUTTON SWITCH PANEL

HM-3B, HM-3B/K2

*Illuminated Pushbuttons
Two Switch Configurations Available
Variety of Lens Colors Available
Displays System Status/Feature Activation
Connections via Prewired Connector*




Front




Top: 3B



Bottom: 3B/K2



Top: 3B



Bottom: 3B/K2

DESCRIPTION

Wall recessed or surface mounted three button switch panel with facilities for feature activation and/or system status display. Momentary or latching switches are available.

CONTROLS AND INDICATORS

Three combination pushbutton and lamp indicator. Standard lens color is white, others available separately include: red, amber, green, blue, yellow, clear, and black. Custom laminated labels are available for lenses. Lamps are rated 24 VDC at 40 mA. Lamps are front replaceable with rated average life of 6000 hours.

SWITCH

Switches are normally-open, single-pole / single throw. HM-3B is momentary operation, HM-3B/K2 is latching (push-on / push-off). All switches are rated 1A /125 VAC.

INSTALLATION

Plugs into prewired connectors. HM-3B requires one HM-8P HM-3B/K2 requires three HM-4P Mount using only the two 6-32 x 1" nylon screws provided.

HOUSING AND FINISH

Faceplate: Flame retardant ABS plastic rated 94V-O by UL, finished in off-white and supplied with nylon mounting screws.

DIMENSIONS

Faceplate: 2-3/4" (6.99cm) wide x 4-1/2" (11.43cm) high; **W41 Backbox:** 4-11/16" (11.91cm) square electrical backbox with one gang adapter for total depth of 2-7/8" (7.30cm), supplied by others.

LISTINGS

The HM-3B/K2 is UL and CUL listed Hospital Signaling Equipment / Nurse Call Equipment under File E157381.

Heritage Medcall, Inc.

202 East Virginia Avenue, Tampa, FL 33603
813-221-1000 (voice), 813-223-1405 (fax)
www.heritagemedcall.com

01/04 HM3B Issue C
Printed in U.S.A.

ARCHITECTS' AND ENGINEERS' SPECIFICATIONS

MODEL HM-3B - 3B/K2 THREE BUTTON SWITCH PANEL

The wall recessed or surface mounted HM-3B / HM-3B/K2 Three Button Switch Panel shall be available for use as a system feature input device as well as a status indicator.

Feature Input Device - As a system feature input device, the push buttons shall be used for feature activation.

Status Indication - To provide status indication, the lamp indicators shall illuminate to show feature activation and/or overall system status.

The button panel shall be provided with three combination pushbutton and lamp indicators. Lens colors shall be available (separately). Lamps shall be front replaceable with rated average life of 6000 hours.

The HM-3B/K2 is UL and CUL listed Hospital Signaling Equipment / Nurse Call Equipment under File E157381.

The HM-3B shall contain three momentary normally-open SPST switches; the HM-3B/K2 shall contain three latching normally-open SPST switches.

The faceplate shall be flame retardant ABS plastic rated 94V-O by UL, finished in off-white. For ease of installation, the button panel shall plug into pre-wired connectors.

Faceplate shall mount to backbox with two 6-32 x 1" nylon screws provided.

Button panel shall install into a two gang box with single gang adapter for surface or wall flush mounting. The dimensions shall be: **Faceplate** - 2-3/4" (6.99cm) wide x 4-1/2" (11.43cm) high; **W41 backbox** - 4-11/16" (11.91cm) square electrical backbox with one gang adapter for total depth of 2-7/8" (7.30cm), supplied by others.