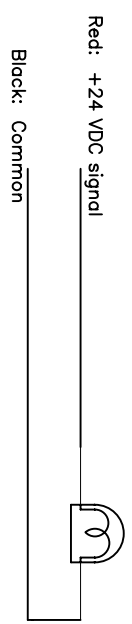
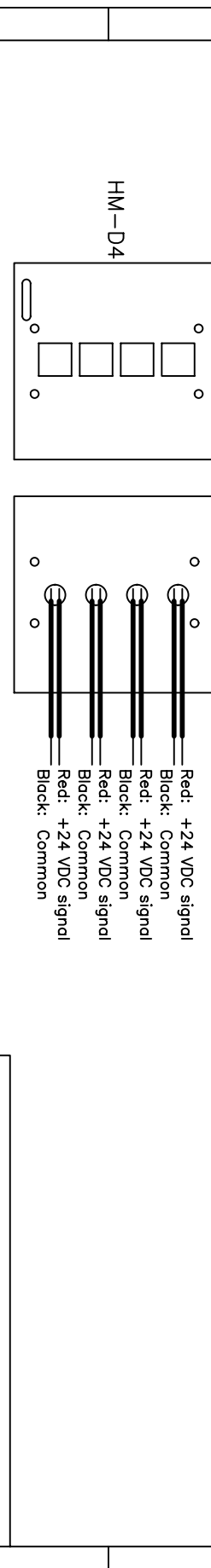
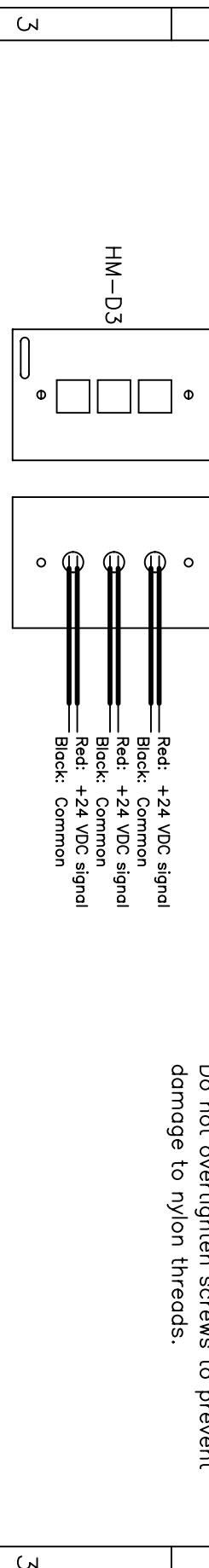
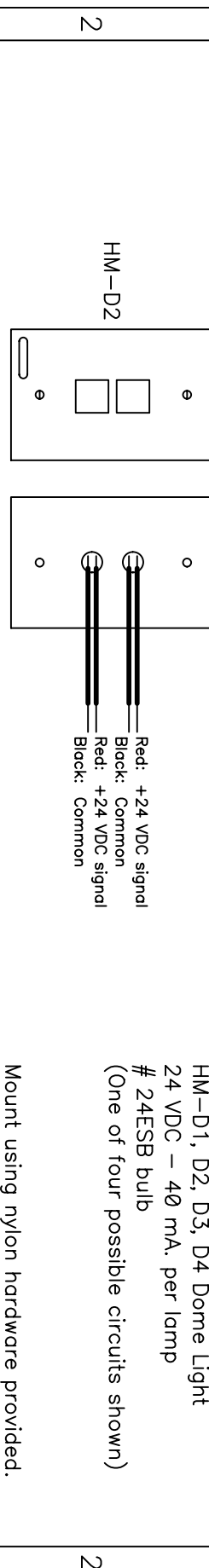
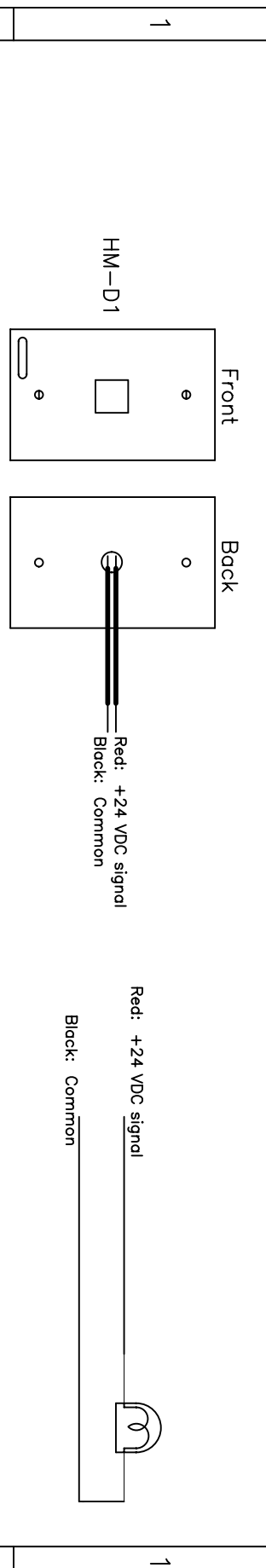


A B C D



HM-D1, D2, D3, D4 Dome Light
 24 VDC – 40 mA. per lamp
 # 24ESB bulb
 (One of four possible circuits shown)

Mount using nylon hardware provided.
 Do not overtighten screws to prevent
 damage to nylon threads.

VNS HM-D1, HM-D2, HM-D3, HM-D4 Dome Lights
 Refer to VNS Manual Section 640, Issue 2, Jan. 2003
 for detailed installation instructions.

Heritage MedCall, Inc.
 202 East Virginia Avenue
 Tampa, FL 33603
 813-221-1000 (voice)
 813-223-1405 (fax)
 www.heritagemedcall.com

Title			
HM-D1, HM-D2, HM-D3, HM-D4 Dome Lights			
Size	Number	Rev	
A	HM-DX-SCH		
Date January 2003		Drawn by	
Filename DX.sch		Sheet	
		of	

A B C D